

Summer In the City Parent Meeting Agenda


Five schools under Long Island City High School

- Long Island City High School-host school
- Newcomers High School
- Frank Sinatra
- Energy Tech
- Academy of American Studies

Topics

- NYC DOE Account for students
- iLearn/Edmentum
- PupilPath
- Zone 126 Community Based Organization
- Community Resources
- Socio-Emotional Services
- Credit Bearing Courses and NX Completion of Courses
- Parent Engagement

Questions & Discussions



HOW TO ACTIVATE YOUR SUMMER SCHOOL ACCOUNT

SUMMER SCHOOL 2020

Presenters:

Ms. Sosa, School Counselor

Ms. Victoria, Parent Coordinator



NYC ACCOUNT

STEPS TO FOLLOW:

1. Go to the following link: <https://idm.nycenet.edu/students/start.form> in order to create your **DOE @nycstudents.net account**, If you have not already done so.

2 Enter your **9-digit Student ID (OSIS) number**. (You can find your Student ID number on a report card, your student ID card, or in your NYCSA account.)

Enter your birthday.

Click Continue. If the information you enter matches your student record, **your username will be displayed**.

Your student ID is your username followed by @nycstudents.net. For example, if your username is JaneD, your student account ID is JaneD@nycstudents.net.

3. If you haven't already **SET UP A PASSWORD**.

Pick a password that only you will know.

Re-enter your password.

Click Update Password.



The screenshot shows a web form titled "Find Your User Name and Reset Password". It has two tabs: "OSIS AND DOB" (selected) and "USER NAME". The form asks for "OSIS Number and Date of Birth" to retrieve a username or reset a password. It includes a text input for the 9-digit OSIS number and a date of birth section with dropdowns for Month, Day, and Year. A "Continue" button is at the bottom.

Find Your User Name and Reset Password

OSIS AND DOB USER NAME

OSIS Number and Date of Birth

Please provide the following student information to get your user name and/or reset your password.

Enter your 9-digit Student ID (OSIS) number. (You can find your Student ID number on a report card, your student ID card, or in your NYCSA account.)

Date of Birth

Month Day Year

Continue

1. If you have not done your DOE EMAIL ACCOUNT, please activate your student account by visiting <https://idm.nycenet.edu/students/start.form>

Find User Name and Reset Password x Student Account Self Service(Open) x

idm.nycenet.edu/students/start.form

Apps ATS Print The NYC DIIT Online... The Sandbox WebConnect 3270 myGalaxyLogon Voice - Signup Zoom Rooms Video... RA Control Log - Lo... Microsoft Forms

NYC Department of Education

Student Account Self Service

Find Your User Name and Reset Password

OSIS AND DOB USER NAME PASSWORD SUCCESS

OSIS Number and Date of Birth

Please provide the following student information to get your user name and/or reset your password.

OSIS Number (9 digits)

Date of Birth

Month Day Year

Continue

Windows Find User Name an... Document1 - Word 6:50 AM 7/7/2020

2. You will then get your username and must hit continue

Find User Name and Reset Password x Portfolios x +

idm.nycenet.edu/students/vusr-submit.form

Apps ATS Print The NYC DIIT Onlin... The Sandbox WebConnect 3270 myGalaxyLogon Voice - Signup Zoom Rooms Video... RA Control Log - Lo... Microsoft Forms »

NYC Department of Education

Student Account Self Service

Find Your User Name and Reset Password

✓ ———— USER NAME ———— PASSWORD ———— SUCCESS

Your User Name

This is your user name. Please write this down, as you cannot change it.

jerrya29

Continue

© 2018 The New York City Department of Education

Windows taskbar: Find User Name an... Document1 - Word 6:53 AM 7/7/2020

3. You will then need to set up a password and retype it.
Then hit update password.

Find User Name and Reset Password

idm.nycenet.edu/students/confirm-submit.form

OSIS AND DOB USER NAME PASSWORD SUCCESS

Enter New Password

- Passwords are required to be minimum 8 characters long.
- Pick a password that only you can remember.
- Your password cannot contain: your last name, first name or username

New Password

Retype New Password

Update Password

6:56 AM 7/7/2020

- Once you've typed your password twice, you will get the message that you have successfully set up your password.

The screenshot shows a web browser window with the URL `idm.nycenet.edu/students/chpwd.form`. The page is titled "Student Account Self Service" and "Find Your User Name and Reset Password". A progress bar at the top indicates four steps: "OSIS AND DOB", "USER NAME", "PASSWORD", and "SUCCESS", all of which are marked with checkmarks. The main content area displays the message "You have successfully set your password." followed by a sub-message: "You can now use your DOE Student Account ID and password to access Google Classroom, Microsoft O365, and other DOE applications." Below this, there is a blue "Sign In" button. The footer of the page states "© 2018 The New York City Department of Education". The browser's taskbar at the bottom shows the Windows logo, search icon, and several open applications including Google Chrome and Microsoft Word.

Find User Name and Reset Password x Portfolios x +

idm.nycenet.edu/students/chpwd.form

Apps ATS Print The NYC DIIT Onlin... The Sandbox WebConnect 3270 myGalaxyLogon Voice - Signup Zoom Rooms Video... RA Control Log - Lo... Microsoft Forms »

NYC Department of Education

Student Account Self Service

Find Your User Name and Reset Password

✓ OSIS AND DOB ✓ USER NAME ✓ PASSWORD ✓ SUCCESS

You have successfully set your password.

You can now use your DOE Student Account ID and password to access Google Classroom, Microsoft O365, and other DOE applications.

Sign In

© 2018 The New York City Department of Education

Windows Search Task View Shopping Cart Edge File Explorer Find User Name an... Document1 - Word 6:59 AM 7/7/2020

HOW TO ACCESS ILEARN:

5. Go to the iLearn webpage:

<https://www.schools.nyc.gov/learning/programs/ilearnnyc>

The screenshot shows a web browser window with the URL schools.nyc.gov/learning/programs/ilearnnyc. The browser's address bar and tabs are visible at the top. Below the browser window, the iLearnNYC website is displayed. The navigation menu includes links for Enrollment, Learn at Home, Learning (which is highlighted), School Life, Get Involved, Careers, and About Us. A breadcrumb trail shows the path: Home > Learning > Programs > iLearnNYC. The main heading is "iLearnNYC". Below the heading is a large photograph of four diverse students (three young men and one young woman) smiling and posing together in a classroom setting. To the right of the photo, there is a purple button labeled "Information on Coronavirus" with an external link icon. Below this, a section titled "See Also" lists three items: "Wellness Wednesday NYC", "Community Schools", and "NYC Great!". The Windows taskbar is visible at the bottom of the screen, showing the time as 6:45 AM on 7/7/2020.

6. Scroll down to the bottom of the page to find the sign in button.

The screenshot shows a web browser window with the URL schools.nyc.gov/learning/programs/ilearnnyc. The page content includes:

- Text: "and, if needed, recover credits. iLearnNYC courses include advanced placement (AP), world languages, electives, and more."
- Text: "The best part about iLearnNYC is that you can complete coursework anytime, anywhere. You just need a computer and internet access."
- Section Header: **Sign In**
- Text: "Know before you go: [Check if your system is compatible](#)"
- Buttons: A "Sign In" button (circled in black with an arrow pointing to it from the left) and an "Admin Console" button.
- Section Header: **Technical Support**
- Text: "If you're having trouble with the iLearnNYC system, see the topics below."
- Text: "I forgot my username or password."

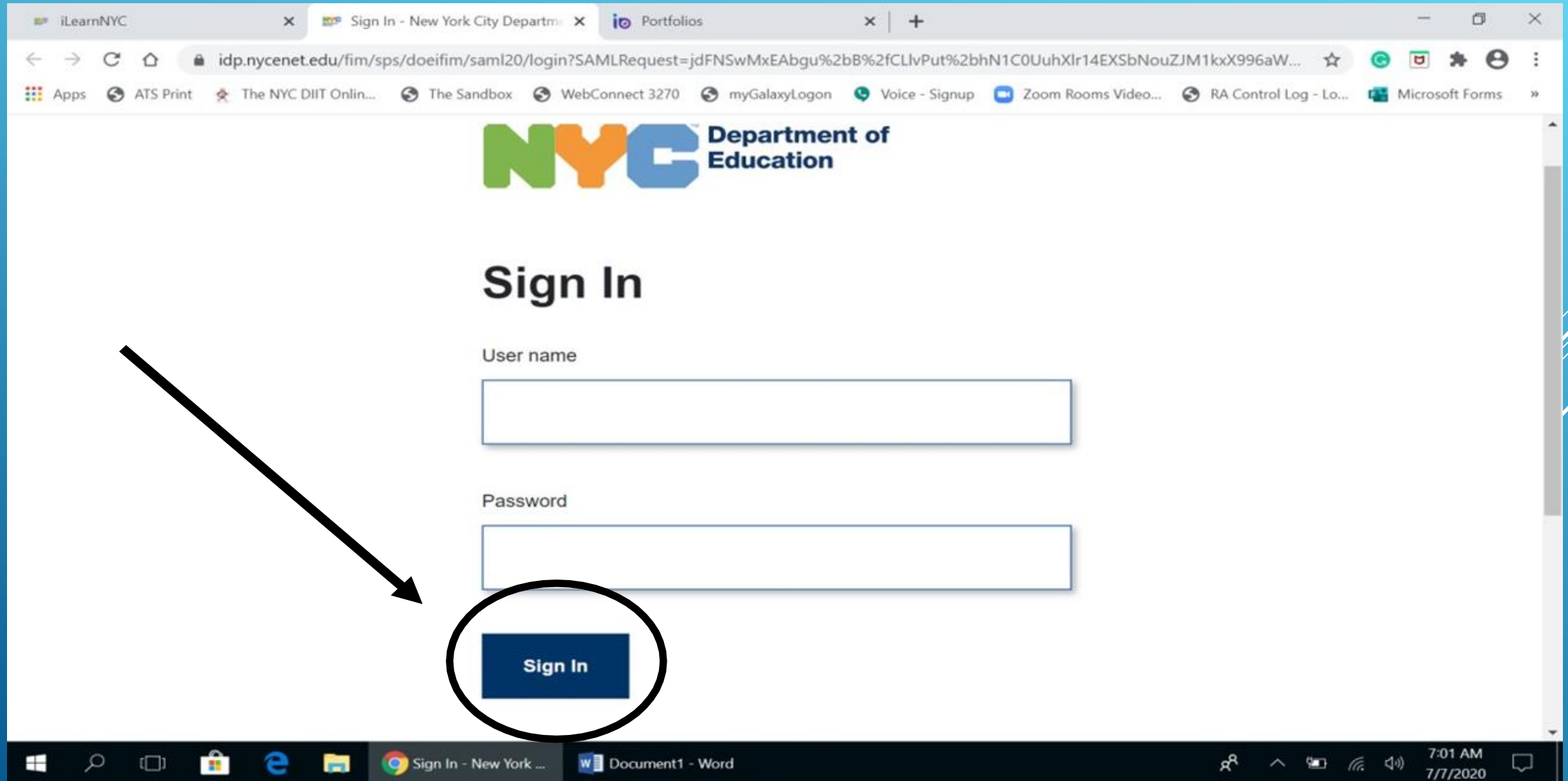
On the right side of the page, there is a sidebar with the following links:

- iLearnNYC**
- WeLearnNYC**
- District 79 (Alternate Learning Center)**
- RISE**
- Single Shepherd**
- PROSE**

Below the sidebar, there is a **Calendar** section with the text "View Key Dates Calendar" and a date range "Thu, Jul 02, 2020 - Thu, Aug 13, 2020". At the bottom of the sidebar, there is a link for "Summer School: Students with 12-month IEPs".

The Windows taskbar at the bottom shows the following open applications: iLearnNYC - Google..., Document1 - Word, and the system clock displays 6:46 AM on 7/7/2020.

7. You will then sign in using the username you were given and password you created



The screenshot shows a web browser window with the URL `idp.nycenet.edu/fim/sps/doeifim/saml20/login?SAMLRequest=jdFNSwMxEAbgu%2bB%2fCLlvPut%2bhN1C0UuhXlr14EXSbNouZJM1kxX996aW...`. The page features the NYC Department of Education logo and a "Sign In" heading. Below the heading are two input fields: "User name" and "Password". A blue "Sign In" button is located at the bottom of the form. A large black arrow points from the top left towards the "Sign In" button, which is also circled in black. The browser's taskbar at the bottom shows the Windows logo, search icon, and several open applications including "Sign In - New York ..." and "Document1 - Word". The system clock in the bottom right corner displays "7:01 AM 7/7/2020".

NYC Department of Education

Sign In

User name

Password

Sign In

8. It will take you to your iLearn page. Click on one of courses on the left-hand side

The screenshot shows the iLearnNYC homepage for a user named JERRY ARIAS III. The browser tabs include 'iLearnNYC', 'Homepage - iLearnNYC', and 'Portfolios'. The address bar shows 'platform.ilearnnyc.net/d2l/home'. The top navigation bar features the iLearnNYC logo, a grid icon, an envelope icon, a chat icon, a bell icon, and a user profile icon labeled 'JA JERRY ARIAS III' with a settings gear. Below the navigation bar are three links: 'SUMM IN THE CI SITC', 'NYC Department of Education TeachHub', and 'Get Help Here' with a question mark icon. The main banner displays the 'NYC Department of Education' logo and the name 'Chancellor Richard A. Carranza'. Below the banner, a personalized greeting reads 'Hi JERRY, we're glad you're here!'. The 'My Courses' section on the left lists two courses: 'SS_2020_Q450_NX English' and 'SS_2020_Q450_NX Living'. The second course is circled in black. The 'Announcements' section on the right features a post titled 'Second Day of Summer School (click here)' dated 'Posted Jul 6, 2020 10:17 PM'. The Windows taskbar at the bottom shows the Start button, search, task view, and several open applications including 'Homepage - iLearn...', 'Document1 - Word', and system icons for network, volume, and time (7:02 AM 7/7/2020).

iLearnNYC

platform.ilearnnyc.net/d2l/home

Apps ATS Print The NYC DIIT Onlin... The Sandbox WebConnect 3270 myGalaxyLogon Voice - Signup Zoom Rooms Video... RA Control Log - Lo... Microsoft Forms

iLearnNYC

SUMM IN THE CI SITC

NYC Department of Education TeachHub

Get Help Here

NYC Department of Education

Chancellor Richard A. Carranza

Hi JERRY, we're glad you're here!

My Courses

Eng 10 Period 2 9:58-11:13 Mr. Neubauer

SS_2020_Q450_NX English

10_EEF42QNX_12_7

SS_2020_Q450_NX Living

Envi_SLF11QNX_12_7

Announcements

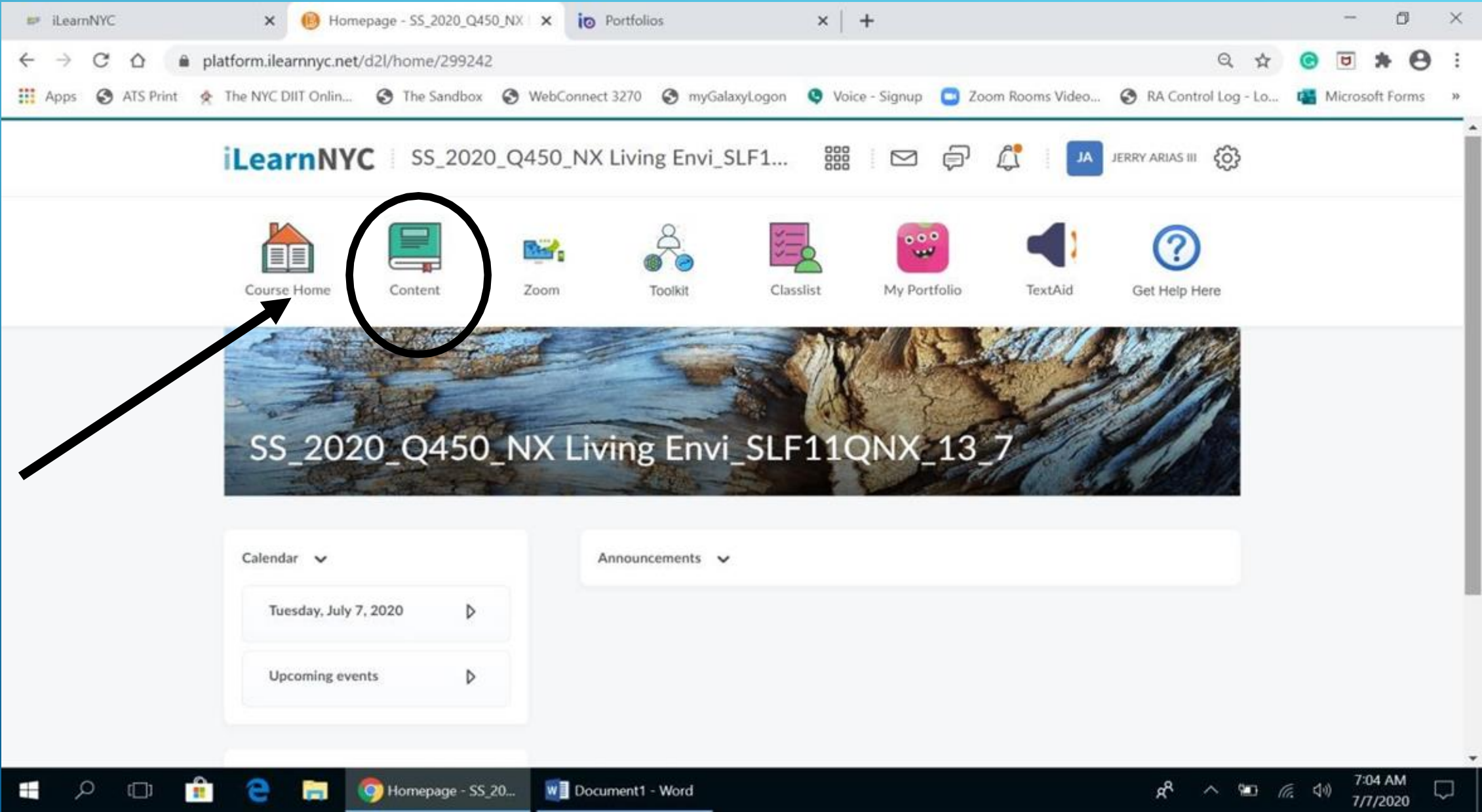
Second Day of Summer School (click here)

Posted Jul 6, 2020 10:17 PM

Welcome back! We hope you had a great first day of summer school and enjoyed working on your project.

Your teacher or school will be calling or emailing you today! If you have not heard from your teacher or

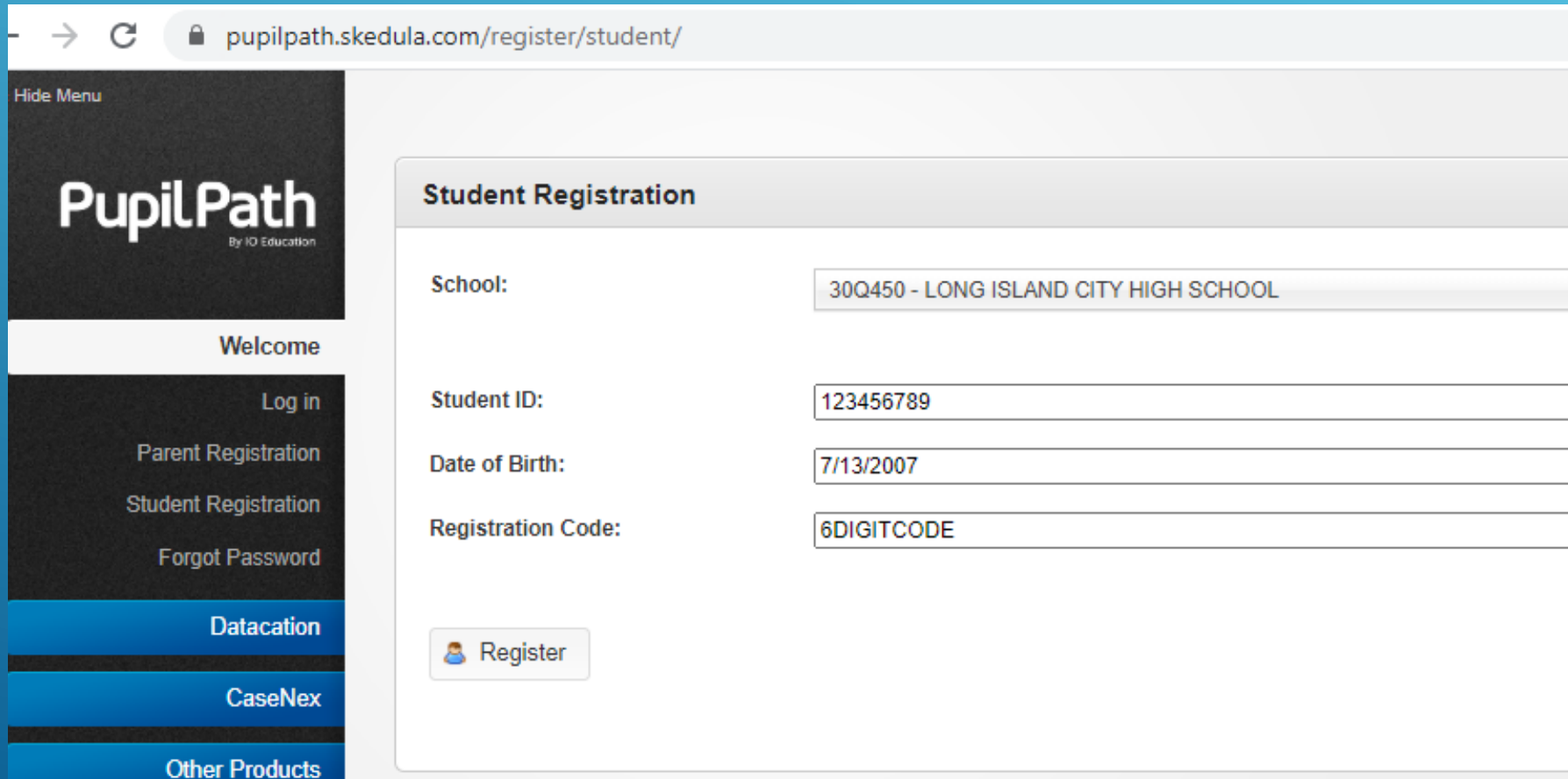
9. It will take you to the homepage of that course and you will click on content




PUPIL PATH

PUPIL PATH LINK <https://pupilpath.skedula.com/register/student/>

If you forget your password you will have to register again to Pupil Path. Please save all your user names and passwords.



The screenshot shows a web browser window with the URL pupilpath.skedula.com/register/student/. The page features a dark sidebar on the left with the PupilPath logo and navigation links: Welcome, Log in, Parent Registration, Student Registration, Forgot Password, Datacation, CaseNex, and Other Products. The main content area is titled "Student Registration" and contains a form with the following fields:

Student Registration	
School:	30Q450 - LONG ISLAND CITY HIGH SCHOOL
Student ID:	123456789
Date of Birth:	7/13/2007
Registration Code:	6DIGITCODE
 Register	

Learn how to navigate the Newcomers High School Website

<https://ny01000944.schoolwires.net/>



IMPORTANT INFORMATION AND ADDITIONAL RESOURCES:

- ❑ VIDEO TUTORIAL: HOW TO CREATE YOUR DOE EMAIL ACCOUNT: <https://player.vimeo.com/video/408100821>
- ❑ In order to take DAILY ATTENDANCE, students must fill out the following EVERY DAY!
<https://docs.google.com/forms/d/e/1FAIpQLSfcAeMlijJhYu0DKDuapafpTBMFnfAPSEnQ-R6TeqNrvmoVMw/viewform>
- ❑ When signing to pupilpath, you will select Long Island City High School.

CONTACT US

Ms. Victoria: Parent Coordinator: EVictoriaPena@schools.nyc.gov

Cell Phone: 347-563-4210 Works Monday – Thursday from 8:00 AM-3:30 PM

Ms. Sosa, School Counselor: LSosa2@schools.nyc.gov

Ms. Rojas, APO & Assistant Principal of Guidance: BRojasS@schools.nyc.gov

Ms. Lilliam Katcher, Principal: LKatche@schools.nyc.gov

Visit the Newcomers High School website for your teachers emails

<https://ny01000944.schoolwires.net/>

THANK YOU STUDENTS!

HAVE A SUCCESSFUL SUMMER SCHOOL 2020! YOU CAN DO IT!

NEWCOMERS HIGH SCHOOL

PRINCIPAL, LILLIAM KATCHER

MS. ROJAS, APO AND ASSISTANT PRINCIPAL OF GUIDANCE

MS. SOSA, SCHOOL COUNSELOR

MS. VICTORIA, PARENT COORDINATOR

Long Island City High School

Vivian P. Selenikas, Principal

Presenters

Justine Shewbarran

Assistant Principal ISS

JShewbarran@schools.nyc.gov

Community Services

Claudia Esteva

Director of College and Career Readiness

Cesteva@zone126.org

Raven Perera

SAPIS Counselor

RPerera@schools.nyc.gov

Socio-Emotional Support

Carrie Watt

Drama Therapist

CWatt@zone126.org

Graduation Requirements

Hale Berk

School Counselor

HBerk2@schools.nyc.gov

Parent Engagement

Awatef Ibrahim

Maria Cancemi

Parent Coordinator

Parent Coordinator

Albrahim3@schools.nyc.gov

MCancemi2@schools.nyc.gov





Free Online Community Resources

The resource below includes links to the following free and online services:

- food access
- financial help
- housing and unemployment information
- resources for seniors
- small businesses info
- mental health assistance
- COVID-19 information
- educational and fun resources for adults
- educational and fun resources for children

tinyurl.com/zone126covidresources

Questions? Contact zone126lichs@zone126.org

Community Resources

Food Resources:

- **School Food:**

Beginning Monday, 3/23, NYC students can pick up 3 free meals daily from 7:30am-1:30pm Mon-Fri at 400 NYC sites. Go to <https://www.schools.nyc.gov/> or call **311** for updated locations and information.

- **Food pantries & free meals NYC**

Hunger Free America's Guide to Queens Feeding America - covers all 5 boroughs

https://www.hungerfreeamerica.org/sites/default/files/atoms/files/Queens_English_2019.pdf

Invisible Hands: Food Delivery www.invisiblehandsdeliver.com

Access to Technology:

- Remote Learning: The NYC DOE wants every student who needs a device for remote learning to have one, even if the student does not have internet access at home. Simply call #**718.935.5100** and choose Option 5 on the menu. Someone will help you get a device with internet connection.

WIFI Assistance

- Altice USA - families can apply for free wifi
- Comcast - families can apply for free wifi, 60 days
- Spectrum - families can apply for free wifi, 60 days

For the full list of community resources please visit LICHS website and your PupilPath email.

Social-Emotional Learning

Summer 2020

- “Summer Sessions” – 2:45-3:45 PM Virtual Groups
 - Tuesday- *Social Justice Art*
 - Wednesday- *Self Care Sanctuary*
 - Thursday- *Equity Education*
- Freshman Community Building Groups
- Individual/Small Group Counseling
 - Email cwatt@zone126.org or chrissiechua@childcenterny.org
- Stay tuned for more SEL coming this Fall 2020



Graduation Requirements

Understanding Graduation Requirements and NX Classes Presented by Hale Berk School Counselor

1. How do students receive credit?

- ANNUAL SCHOOL SO WE GIVE CREDIT IN JUNE WITH THE EXCEPTION OF GYM AND CERTAIN ELECTIVES
- 6 MARKING PERIODS EACH YEAR
- RECEIVE A 65 OR HIGHER
- EACH TERM IS CUMULATIVE



2. How many credits are needed to graduate?

8 English	2 music/art
8 History*	1 health
6 Math	7 terms of gym
6 Science*	7 electives
2 Language	

Graduation Requirements

Understanding Graduation Requirements and NX Classes Presented by Hale Berk School Counselor

3. Regents Exam Requirements

- You must take and pass 5 Regents Exams in order to graduate with a Regents Diploma.
- ELA, Science, Math, Global and US History
- OR 1 History +1 (LOTE, 2 ND MATH or 2 nd science)
- For Advanced Regents Diploma you need the five Regents on the left along with:
 - Extra Science
 - Foreign Language
 - Geometry and Trig

4. NX classes and Summer School

- Due to Covid, students have until January 2021 to resolve their NX classes
- If a student received an NX it means that their work was incomplete and they have to finish the work
- In most cases, they are finishing this work in the summer through the Ilearn platform. Once the work is completed, the credit will be given and the class will be dropped.
- In order to qualify for the Regents waiver, students must pass certain classes. For example, they must pass English 1, 2, 3 and 4 in order to get the waiver.

Parent Engagement



Pupil Path

Receive Emails, IO Messenger, and access to your child's academic progress and attendance.

School Messenger

An automated phone call informing you of important events, resources, and student attendance.

School Website

Visit our school website to view updates, the Parent Newsletter, and Staff Directory.

<https://ny01000947.schoolwires.net/>

School Leadership Team & Parent Association

The School Leadership Team (SLT) assist in the evaluation and assessment of a school's educational programs and their effects on student achievement.

The Parent Association is a primary vehicle for parents to get involved in schools. The PA is a great way for parents/guardians to become involved in their children's education, share ideas, and enrich their school communities. PA meetings are a great way to benefit from parent workshops and to receive valuable information.

Summer in the City Support Staff

Title	Name(s)	Email
Principal in Charge (LIC)	Vivian Selenikas	vseleni@schools.nyc.gov
Principal (ENER)	Hope Barter	hbarter@schools.nyc.gov
Principal (AAS)	William Bassell	wbassel@schools.nyc.gov
Principal (FSSA)	Gideon Frankel	grafelfrankel@schools.nyc.gov
Principal (NEW)	Lilliam Katcher	lkatche@schools.nyc.gov
Specialists (LIC)	Rafael Cantaves Richard Luong	rcantav@schools.nyc.gov rluong@schools.nyc.gov
Parent Coordinator (ENER)	Esi Bissah	ebissah@schools.nyc.gov
Parent Coordinator (LIC)	Maria Cancemi Awatef Ibrahim	mcancemi2@schools.nyc.gov Albrahim3@schools.nyc.gov
Parent Coordinator (NEW)	Elise Victoria Peña	evictoriapena@schools.nyc.gov
Guidance Counselor (LIC)	Hale Berk	hberk2@schools.nyc.gov
SAPIS (LIC)	Raven Perera Ricardo Sanchez	rperera@schools.nyc.gov rsanchez21@schools.nyc.gov
Secretaries (LIC)	Calo Downing Sareeta Hemlall	cdownin@schools.nyc.gov shemlall@schools.nyc.gov
AP Supervision (ENER)	Antonette Bartelucci	abartelucci@schools.nyc.gov
AP Organization (FSSA)	Nicole Coqueran	ncoqueran@schools.nyc.gov
AP Supervision (LIC)	Jeff Engel	jengel3@schools.nyc.gov
AP Supervision (AAS)	Brian Mayer	bmayer@schools.nyc.gov
AP Organization (LIC)	Jason Mudd	jmudd@schools.nyc.gov
AP Supervision (LIC)	Jocelyn Oviedo	joviedo2@schools.nyc.gov
AP Organization (NEW)	Briseida Rojas Sanchez	brojass@schools.nyc.gov
AP ISS (LIC)	Justine Shewbarran	jshewbarran@schools.nyc.gov

Thank you Families for Attending the Summer in the City Parent Meeting

Q & D

For updates please visit the school website
<https://ny01000947.schoolwires.net/>
and check your PupilPath email

